

Pick Your Headboard:

Headboards shown as Queen size.



HDBD Height 56"

Traditional Panel

- Twin: 3000-901H
- Double: 3000-911H
- Queen: 3000-921H
- King: 3000-941H



HDBD Height 56"

Contemporary Panel

- Twin: 3000-902H
- Double: 3000-912H
- Queen: 3000-922H
- King: 3000-942H



HDBD Height 54"

Sleigh

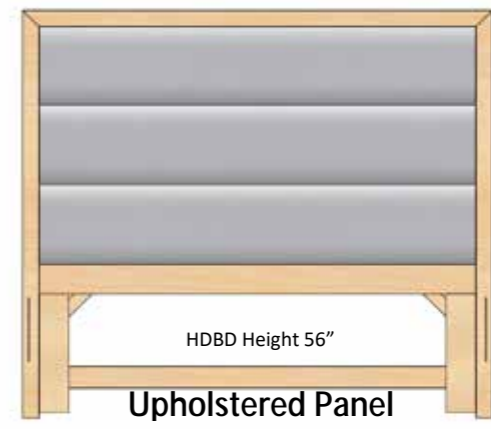
- Twin: 3000-108H
- Double: 3000-118H
- Queen: 3000-128H
- King: 3000-148H



HDBD Height 54"

High Profile Open Panel

- Twin: 3000-101H
- Double: 3000-111H
- Queen: 3000-121H
- King: 3000-141H



HDBD Height 56"

Upholstered Panel

- Twin: 3000-106H
- Double: 3000-116H
- Queen: 3000-126H
- King: 3000-146H



HDBD Height 45"

Low Profile Open Panel

- Twin: 3000-100H
- Double: 3000-110H
- Queen: 3000-120H
- King: 3000-140H



HDBD Height 46"

Arch Top w/Metal Panel

- Twin: 3000-102H
- Double: 3000-112H
- Queen: 3000-122H
- King: 3000-142H



HDBD Height 46"

Arch Fabric Panel

- Twin: 3000-103H
- Double: 3000-113H
- Queen: 3000-123H
- King: 3000-143H



HDBD Height 45"

Wood Panel

- Twin: 3000-104H
- Double: 3000-114H
- Queen: 3000-124H
- King: 3000-144H



HDBD Height 45"

Fabric Panel

- Twin: 3000-105H
- Double: 3000-115H
- Queen: 3000-125H
- King: 3000-145H

perfectbalance
BY DURHAM FURNITURE

Pick Your Footboard:



Turned Footboard

*FTBD Height 19 1/2"

- Twin: 3000-106F
- Double: 3000-116F
- Queen: 3000-126F
- King: 3000-146F



Transitional Footboard

*FTBD Height 19 1/2"

- Twin: 3000-107F
- Double: 3000-117F
- Queen: 3000-127F
- King: 3000-147F



Tapered Footboard

*FTBD Height 19 1/2"

- Twin: 3000-104F
- Double: 3000-114F
- Queen: 3000-124F
- King: 3000-144F




Storage Footboard

*FTBD Height 19 1/2"

- Twin: 3000-109F + Side rail 3000-109W
- Double: 3000-119F + Side rail 3000-119W
- Queen: 3000-129F + Side rail 3000-129W
- King: 3000-149F + Side rail 3000-149W

Pick Your Rails:



Basic Rail

*Slat Height 9 1/2"

- Twin: 3000-76WS
 - Double: 3000-76WD
 - Queen: 3000-80W
 - King: 3000-80WK
- (Matt/Box Required)



Lift Rails

- Twin: 3000-104P + Steel Frame 3000-76SF
 - Double: 3000-114P + Steel Frame 3000-76DF
 - Queen: 3000-124P + Steel Frame 3000-80QF
 - King: 3000-144P + Steel Frame 3000-80KF
- (Matt Only) *Slat Height 16"

- Mattress Only** *Slat Height 13"
- Twin: 3000-104B
 - Double: 3000-114B
 - Queen: 3000-124B
 - King: 3000-144B



Rectangular Rail

*Slat Height 8"

- Twin: 3000-104R
 - Double: 3000-114R
 - Queen: 3000-124R
 - King: 3000-144R
- (Matt/Box Required)

- 2 Drawer Storage, 1 Side**
- Twin: 3000-104S
 - Double: 3000-114S
 - Queen: 3000-124S
 - King: 3000-144S



2 Drawer Storage, 2 Sides

*Slat Height 17 1/4"

- Double: 3000-14DA & 3000-14DB
 - Queen: 3000-24DA & 3000-24DB
 - King: 3000-44DA & 3000-44DB
- (Matt Only - 2 drawers each rail)

- 1 Drawer Storage, 1 Side**
- Twin: 3000-104C
 - Double: 3000-114C
 - Queen: 3000-124C
 - King: 3000-144C



1 Drawer Storage, 2 Sides

*Slat Height 17 1/4"

- Double: 3000-14CA & 3000-14CB
 - Queen: 3000-24CA & 3000-24CB
 - King: 3000-44CA & 3000-44cB
- (Matt Only - 1 drawer each rail)

For customizable options visit www.perfectbalancefurniture.com

Pick Your Style:



No Distressing
3201 Westend



Light Distressing
3202 Millcroft



Light Distressing
3203 Southbrook



Light Distressing
3204 Montelena



No Distressing
3205 Urbane



No Distressing
3207 Montgomery



No Distressing
3208 Symmetry



Light Distressing
3215 Highbury

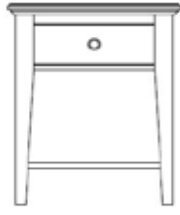
Profiles of **PerfectBalance case pieces** shown as #166 Single Dresser No Distressing: Clear Maple with No Physical Distressing (Unless ordered in heavily distressed finishes: Aged Wheat & Antique Rye)

Light Distressing: Wormy Maple with Light Physical Key Distressing & Pin Holes. (Unless ordered in heavily distressed finishes: Aged Wheat & Antique Rye) ***When ordered in Painted Finished, Pin Holes filled, but Key Distressing Remains.

Pick Your Pieces:



202 Night Stand



205 Night Table




203 Night Stand



207 2DWR Night
Stand w/Pull out shelf



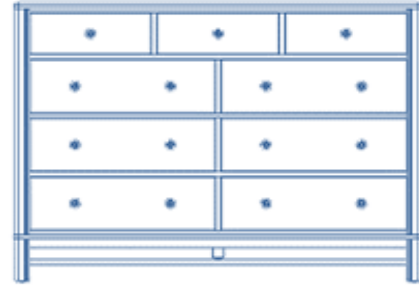
166 Single Dresser



155 Chest



167 Pier Chest



169 Mule Chest



172 Double Dresser



173 Triple Dresser

Pick Your Finish:

From over 40+ Finishes



Antique Rye
*Heavily Distressed



Aged Wheat
*Heavily Distressed



Antique Black



Worn Linen



Navy
*Premium Finish



Dusk
*Premium Finish




Brushed Taupe
*Premium Finish



Oyster



Cinder



Mineral



Pearl White



Desert Sand

Pick Your Hardware:



A



B



C



D



E



F



G



H



I



J



K



L



M



N



O



T



U